

UniFlow^{SE} Laboratory Fume Hoods

Designed for high efficiency, energy savings & maximum user protection. Available in 48", 60", 72" and 96" width; 32" depth X 59" height. The aerodynamic face opening with airfoil provides uniform air flow into the fume chamber. A constant volume low flow hood with VaraFlow baffle system efficiently directs the air flow through the fume chamber to the exhaust outlet with minimum turbulence.



UniFlow SE Hood Cat. No. 45511

shown with optional epoxy resin worksurface, base cabinets & fixtures,

UniFlow Superstructure non-metallic construction for total chemical resistance superior durability and long life. Integral one piece composite liner, glass smooth, all covered corners for ease of cleaning. Unitized construction reduces weight for ease of installation. 5 year warranty. Meets U.L.1805, and NFPA-45 classification with flame spread of less than 25 per ASTM E-84.

High Efficiency sash management provides for energy savings. With sash stops at 1/2 open air flow is reduced by 50%.

User Protection with sash in lowered position, fumes are kept safely away from the user.

29" Sash Height vertical moving sash for loading and unloading of fume hood.

Sash Stop located at 1/2 open position to reduce air flow 50%, for energy savings
Optional equipment **Cat. No. 51651**



Full 36" Viewing Height for ease of access and unobstructed view of fume chamber and working with tall apparatus & distillation grids.

Angled Picture Frame Sash Opening aerodynamic face opening with air foil provides uniform air flow into the fume chamber, & thru the VaraFlow baffle system, to the exhaust collar.


Energy Efficient fluorescent vapor proof light fixture with polished stainless steel reflectors, and light switch on left column, all factory installed.



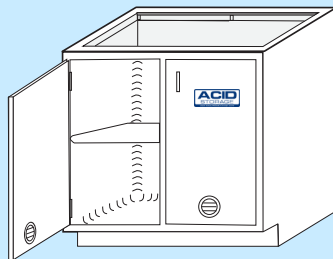
Air Flow Monitor

continuously monitors face velocity air flow, Meets ANSI and OSHA requirements.
Optional equipment,
Cat. No. 51403

FUME HOOD ACCESSORIES



Fume Hood Worksurfaces
A complete line of worksurfaces, available in Epoxy Resin, Phenolic Resin, and Stainless steel.



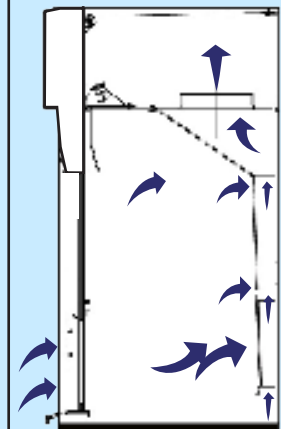
Fume Hood Cabinets

Constructed of 18 gauge furniture grade steel, powder coated color silver gray. Base cabinets have a load capacity of 500 pounds per linear foot. Tested to be SEFA 8 Compliant.

VARAFLOW BAFFLE SYSTEM



Sash Full Open




Sash Half Open



UniFlow SE Laboratory Fume Hoods

UNIFLOW SE FUME HOOD DESCRIPTIONS	Fume Hood Width "A"			
	48" Cat.No.	60" Cat.No.	72" Cat.No.	96" Cat.No.
1. UniFlow By Pass Fume Hood with Vapor Proof Light Superstructure to be unitized corrosion and fire resistant, non-metallic composite fiberglass construction, one piece fume chamber liner to have white glass smooth molded-in finish and all covered corners. Varaflow baffle system and bell shaped exhaust collar. Picture frame sash opening with vertical raising counter balanced clear tempered safety glass sash with chemical resistant PVC framing, track and aerodynamic sash lift. Vapor proof fluorescent light fixture and control switch are wired to a single point junction box. 115V/60Hz, AC All electrical components are U.L. listed. Optional electrical services see Fume hood is U.L.1805 classified. Specify CAV or VAV.	45411	45511	45611	45811
2. UniFlow By Pass Fume Hood with Vapor Proof Light & Built in Exhaust Blower Same as #1 above except equipped with built-in corrosion resistant, vertical discharge, direct drive exhaust motor/blower, 115 volt, 60Hz, AC with control switches prewired to single point junction box. All electrical components UL compliant. Maximum duct run of 20'.	45412	45512	45612	--
3. UniFlow By Pass Fume Hood with Explosion Proof Light Same as #1 above except equipped with explosion-proof light fixture, Class I Div II Group A B C D Class II Div II Group F& G, 115 volt, 60Hz AC, UL Listed. Installed but not wired, must be wired to comply with local codes. Specify CAV or VAV.	45413	45513	45613	45813
4. UniFlow By Pass Fume Hood with Explosion Proof Light & Built in Exhaust Blower Same as #3 above except equipped with built-in corrosion resistant, non sparking, explosion-proof motor/blower exhaust system, Class I, Group C & D, Class II, Group E F & G, 115, volt 60Hz, AC. Explosion-proof exhaust blower and light are installed but not wired, must be wired to comply with local codes. Maximum duct run of 20'. Available in CAV.	45414	45514	45614	--

Dimension	48"	60"	72"	96"
Hood Width "A"	48"	60"	72"	96"
Interior Width "C"	38"	50"	61"	85"
Diameter "D"	10"	10"	12"	(2) 10"

Fume Hood Face Velocity  The recommended face velocity for efficiency & safety is 80-100 fpm. Lower face velocity may compromise user safety. Sash in full open position should be for setup of apparatus & maintenance service only. If opening is at 1/2 open at 100 fpm (feet per minute), face velocity at full open would be approximately 50 fpm.

Size Hood	48"	60"	72"	96"
Full Open CFM	773	938	1162	1613
1/2 Open CFM	385	474	592	800
1/2 Open Static Pressure	.15	.25	.20	.20

- U.L.1805 Classification defines requirements specific to Laboratory Fume Hoods & Cabinets
- This Classification covers construction, materials, flammability and containment performance
- HEMCO's test facility is compliant to test Fume Hoods for U.L.1805 Classification 